



SpLendid

GUIDEBOOK SEMI-FINISHED PRODUCTS

Way Finding Solutions

Features



New, decorative and eye-catching

The Splendid product line is an inventive, slim and decorative system offering a nearly unlimited scalable interior signs.

A light source, providing extra attention, can be integrated at wish.

- Extraordinary slim light box for indoor use
- Clarity and atmospheric illumination
- Only with negative lettering
- Standard radius frame
- Also as basic frame for other creations
- Suspended, transverse or mountable between posts





7

SpLendid

	page
Products	7.2
Assembling	7.3

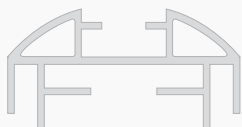


Splendid – products

Light box profile

This slim light box profile has a width of 50mm / 1.97" and insert possibility of any material up to 5mm/0.20" thickness.

An internal lighting system can be integrated at wish.



TLLBA-B

Cover profile

This profile can be slid into the TLLBA, giving more stability and resulting in a different finish.



TLOPV-B

Standard L-profile

This profile is used to secure the 90° angle, and to give more stability to the TLLBA profile.



40 x 40 x 5mm

Screws

TLSCR2: screw to block the L-piece in the TLLBA light box profile



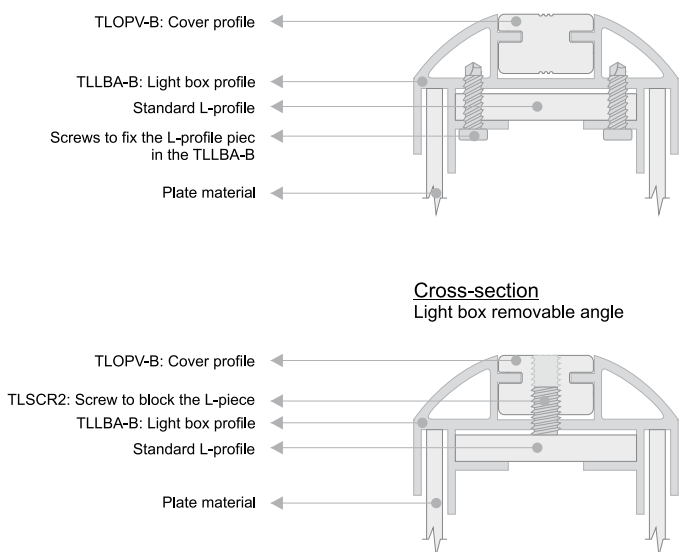
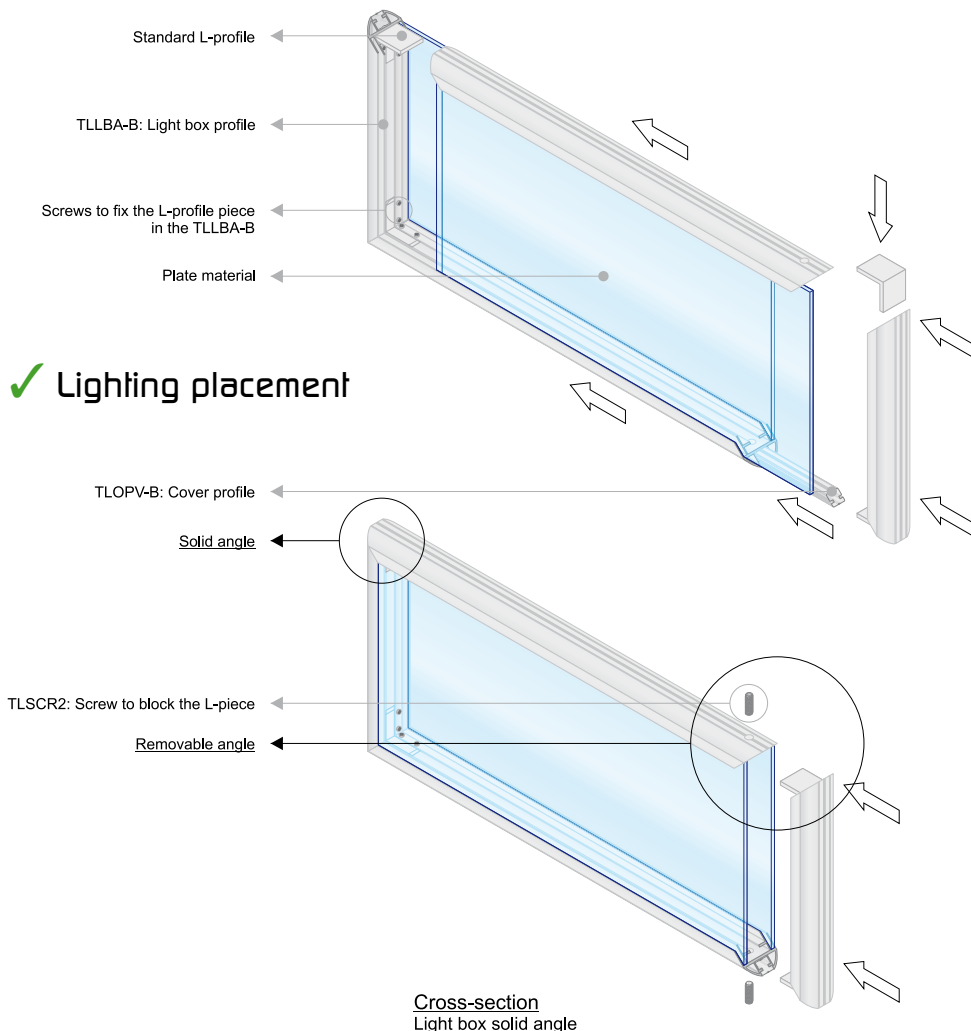
TLSCR2




Triline® the modular system made for the creative mind!



The TLOPV cover profile will be slid in the TLLBA light box profile and they will be cutted in a 45° angle to ensure perfect fitting of the 90° angle of the sign.
 A standard L-profile, fixed on the TLLBA will secure the 90° angle.
 An internal lighting system can be integrated at wish.
 Ideal for personnel signs, directional signs, lighting signs and more...



MOUNTING POSSIBILITIES	
Wall	Screw and plug.
Transverse mounting	Screw and plug.
Suspended	Tube with a wire grip.



Splendid



A series of horizontal dotted lines for writing, starting below the first dotted line and ending above the footer.

